

The logo for Melvyn Danes Estate Agents is located in the top right corner. It consists of a yellow oval with a green border. Inside the oval, the word "melvyn" is written in a small, green, sans-serif font. Below it, the word "Danes" is written in a large, bold, green, sans-serif font. At the bottom of the oval, the words "ESTATE AGENTS" are written in a smaller, green, sans-serif font.

melvyn
Danes
ESTATE AGENTS

The image shows a two-story semi-detached house with a light-colored, textured exterior and a dark grey tiled roof. A prominent brick chimney is visible on the roof. The house features a white front door with a small porch and a large white-framed bay window. To the right of the bay window is another large window. A wooden fence runs along the front of the property, and a paved driveway leads to the front door. The sky is overcast with grey clouds.

Solihull Lane

Hall Green

Offers Around £279,950

Description

This traditional semi detached house situated on Solihull Lane which is located just off Robin Hood Island and gives direct access via the Stratford Road into Solihull, Birmingham and Shirley Town Centres.

We are advised that there is good schooling in the area for children of all ages, with the catchment area being subject to confirmation from the Education Department.

Local shopping facilities can be found at both Robin Hood Island and Hall Green Parade and a short drive into nearby Shirley offers a wide choice of Supermarkets, convenience and speciality stores, restaurants and hostelrys and there are frequent bus services running along the A34 into Birmingham City Centre and Solihull Town Centre boasting the vibrant and modern Touchwood Centre offering shopping facilities and evening entertainments. Hall Green is served by both Hall Green Railway Station on the Stratford Road and Yardley Wood Railway Station on Highfield Road.

Off the main Stratford Road through Shirley leads Marshall Lake Road boasting the Retail Park and further down the A34 one will find the Cranmore, Widney, Monkspath and Solihull Business Parks and Leisure Park and on to Blythe Valley Business Park which can be found at the junction with the M42 motorway, providing access to the Midland Motorway Network. A short drive down the M42 to Junction Six, you will find Birmingham International Airport and Rail Station.

An ideal location therefore for this extended semi detached house with driveway parking to the front and good sized rear garden. The property is being sold with no upward chain and is available for immediate occupation.



FRONT DRIVEWAY

RECEPTION HALLWAY

LOUNGE AREA

14'0" into bay x 11'6" (4.27m into bay
x 3.51m)

DINING AREA

12'0" x 11'6" (3.66m x 3.51m)

EXTENDED KITCHEN

16'2" max x 7'10" max (4.93m max x
2.39m max)

LANDING

BEDROOM ONE

12'0" x 11'6" (3.66m x 3.51m)

BEDROOM TWO

12'1" x 10'11" (3.68m x 3.33m)

BEDROOM THREE

7'10" x 6'7" (2.39m x 2.01m)

BATHROOM

REAR GARDEN

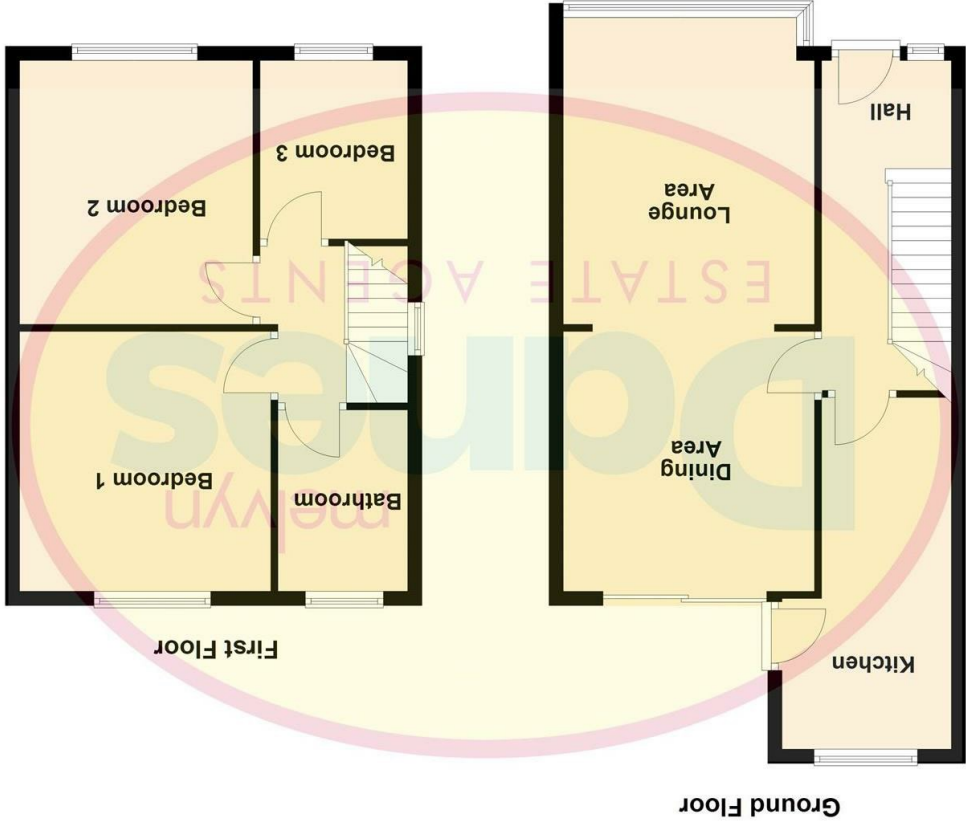
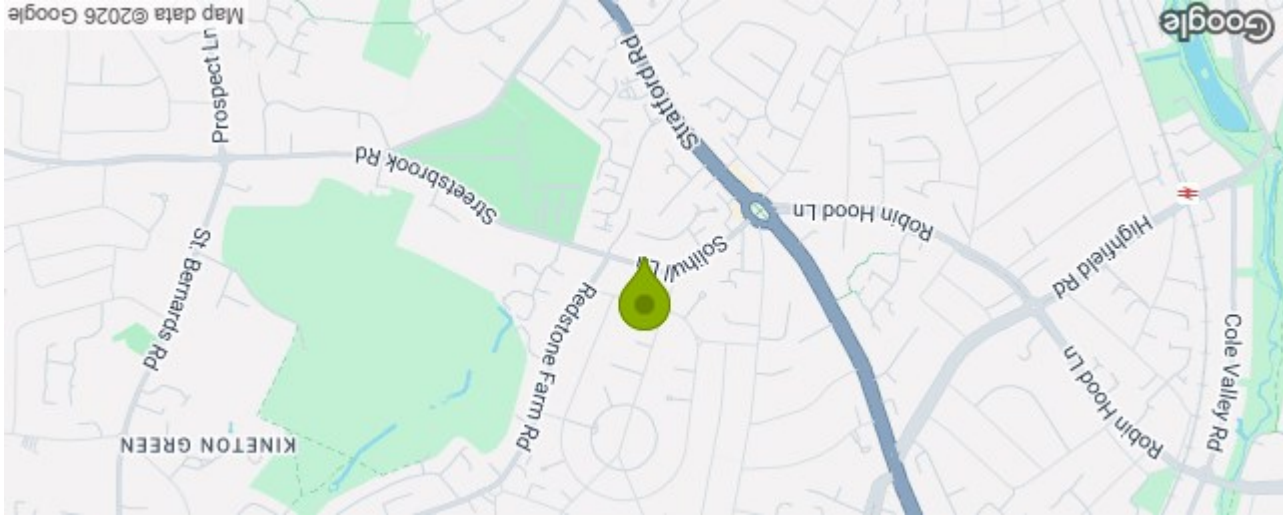


TENURE: We are advised that the property is Freehold.

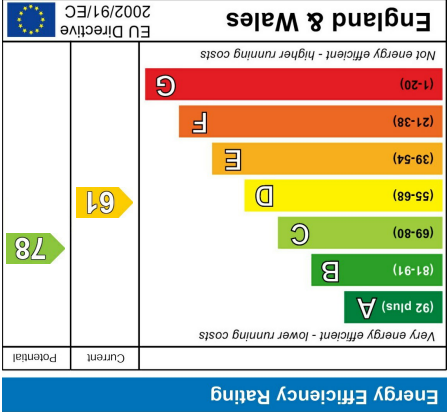
BROADBAND: We understand that the standard broadband download speed at the property is around 14 Mbps, however please note that results will vary depending on the time a speed test is carried out. The estimated fastest download speed currently achievable for the property post code area is around 1800 Mbps. Data taken from checker.ofcom.org.uk on 29/10/2025. MOBILE: There is a variable chance of a good connection to support mobile services in parts of the home, as well as outdoors. Basic services such as voice and text messages are more likely to be available. (data taken from checker.ofcom.org.uk on 29/10/2025). Please note that actual services available may be different depending on the particular circumstances, precise location and network outages.

AGENTS NOTE - The front left hand corner of the property was underpinned in 1999 likely to be caused by tree route ingress. The tree has now been felled and there has been no further investigation.

CONSUMER PROTECTION FROM UNFAIR TRADING REGULATIONS 2008: These particulars are for general guidance only and are based on information supplied and approved by the seller. Complete accuracy cannot be guaranteed and may be subject to errors and/or omissions. They do not constitute representations of fact or form part of any offer or contract. Any Prospective Purchaser should obtain verification of all legal and factual matters and information from their Solicitor, Licensed Conveyancer or Surveyors as appropriate. The agent has not sought to verify the legal title of the property and the buyers must obtain verification from their solicitor. Photographs are provided for illustrative purposes only and the items shown in these are not necessarily included in the sale, unless specifically stated. The agent has not tested any apparatus, equipment, fixtures, fittings or services mentioned and do not by these Particulars or otherwise verify or warrant that they are in working order.



107 Solihull Lane Hall Green Birmingham B28 9LY
Council Tax Band: C



Please note that all measurements and floor plans are approximate and quoted for general guidance only and whilst every attempt has been made to ensure accuracy, they must not be relied on and do not form part of any contract.